

ASEEDER
国际理科测评
说明文件

英国数学测评 (初级/JMC)

Instructions

Enrich Your Learning for Future

目录

第一部分：考试须知	1
一、 时间安排	1
二、 考生行为规范（请认真阅读）	2
三、 考试注意事项	2
第二部分：监考设备及在线考试系统说明	4
一、 腾讯会议监考平台	4
二、 在线考试系统	6
第三部分：微信答疑服务	6

第一部分：考试须知

一、时间安排

考前准备

时间	事项	相关网址及二维码
4月23日 18:00 - 4月26日 18:00	<p>①信息查询</p> <p>(扫描右侧二维码, 登录微信小程序“阿思丹国际理科测评”, 点击【我的报名】-项目名称-【信息查询】, 查询重要考试信息: 腾讯会议号和密码、考生账号和密码等)</p> <p>注: 模考与正式考试信息一致</p>	
	②点击 此链接 阅读在线监考知情书	
4月23日 18:00 - 4月26日 16:00	③在线模考 (测试考试电脑)	<p>考试链接:</p> <p>https://www.seedasan.asia/en/jmc-en/</p> <p>点击右上角【考试入口】</p>
4月26日 16:00 - 4月26日 16:30	④设备调试 (调整手机监考设备位置)	<p>【腾讯会议】中国大陆下载地址: https://meeting.tencent.com/mobile/</p> <p>【腾讯会议】非中国大陆下载地址: https://voovmeeting.com/mobile/</p>

正式考试 (4月26日)

时间	事项
16:00	加入腾讯会议, 设备调试
16:30	登录考试系统, 进入开考倒计时页面
16:45	身份核验, 听从监考人员宣读考试规则
17:00-18:00	作答时间: 60分钟

成绩查询/证书下载: 结果将于活动结束后 6-8 周公布, 登录“阿思丹国际理科测评”微信小程序【我的报名】-点击对应项目-【成绩查询/Score Inquiry】/【证书下载/Certificate Download】

二、考生行为规范 (请认真阅读)

为确保在线考试的公平公正, 考试过程中考试系统实时抓拍、腾讯会议全程视频录制、第三方录屏软件全程视频录像三重防作弊监考。请各位考生严格遵守在线考试规则, 共同维护公平公正的考试环境。

1. **根据 UKMT 全球组委会规定, 禁止任何人在 4 月 27 日 15:00 之前在网络、社交平台、聊天软件上传播, 或口头讨论考试内容和答案。**

2. 考试期间, 要求监考设备和考试系统摄像头全程打开, 考生不开启摄像头, 摄像头黑屏超过 5 分钟, 故意遮挡摄像头, 影响正常监控画面拍摄, 故意遮挡面部、手部、桌面、电脑画面, 将被判定为考试违纪行为, 考试成绩无效;

3. 考试期间, 考生频繁、大幅度变换身体位置和姿势, 随意离座, 未经许可离开监考设备及考试系统监考画面, 将被判定为考试违纪行为, 考试成绩无效;

4. 考试期间, 考生须在安静且无任何干扰的房间内独立完成考试, 确保考生周围不出现任何人, 考试环境不允许是公共场合, 机构教室或机构老师办公室等。替考、他人身旁指导、与他人交流(说话)等, 将被判定为考试违纪行为, 考试成绩无效;

5. 考试期间, 考生翻阅书籍、笔记, 查询资料、夹带、旁窥、抄袭等, 将被判定为考试违纪行为, 考试成绩无效;

6. 考试期间, 考生使用手机等电子设备, 通过手机电话连线语音咨询, 通过微信、QQ 等聊天软件咨询他人等, 将被判定为考试违纪行为, 考试成绩无效;

7. 考试期间, 同一时间、同一个考生账号只能登录唯一设备进行考试, 异地登录、异常 IP 地址登录或多设备同时登录考试系统, 将被判定为考试违纪行为, 考试成绩无效;

8. 考试期间, 要求提前彻底关闭**除最新版谷歌浏览器以外的**所有软件及应用, 包括安全卫士、电脑管家及各类通讯软件, 具有投屏功能的软件, 直播功能的软件(如乐播), 远程协作工具(如向日葵、Teamview), 使用海外 IP 和网络的代理程序及 VPN 程序等, 弹窗、使用浏览器自带翻译, 将被判定为考试违纪行为, 考试成绩无效;

9. 其他任何影响考试公平性行为将被判定为考试违纪, 考试成绩无效。

三、考试注意事项

1. **作答说明:** 共 25 道选择题, 满分 135 分。1-15 题答对得 5 分, 16-25 题答对得 6 分, 不答或答错不扣分。**请在考试系统中根据题目要求作答, 组委会以考试系统提交的答案为准。**

2. 使用物品说明:

➤ 允许携带物品:

- (1)有效身份证件(身份证/护照/户口本/学生证);
- (2)用于考试的 2B 铅笔、橡皮、黑色或蓝色签字笔、空白草稿纸或横格纸;
- (3)无任何涂写标记的普通纸质版英汉字典。

➤ 严禁携带物品:

- (1)方格纸、计算器或测量工具;

(2)智能手表、移动电话或其他电子设备；

(3)除考试允许使用的文具以外的任何物品。

3. **时间节点说明**：考前 1 小时进入腾讯会议调试考试及监考设备；考前 30 分钟登录线上考试系统；考试开始，系统自动开始倒计时；考试开始 **15 分钟**后，迟到考生不得登录考试系统参加考试；本次考试**允许提前 15 分钟交卷**，提交答案前，考生不得擅自退出考试系统和监考会议，考试结束，系统将会自动交卷。

第二部分：监考设备及在线考试系统说明

一、腾讯会议监考平台

1. 下载及使用：为保证监考会议顺利进行，请务必下载最新版腾讯会议 app。已下载 app 的同学需要更新。

(1) 下载方式：

- IOS 设备：打开 APP Store，搜索“腾讯会议”，点击下载；
- 安卓设备：进入应用市场，搜索“腾讯会议”，点击下载；若应用市场里没有，则通过官网下载



IOS-APP Store



安卓-应用市场

【中国大陆下载地址：<https://meeting.tencent.com/mobile/>】

【非中国大陆下载地址：<https://voovmeeting.com/mobile/>】



(2) 加入方式：

- ①使用微信或手机号登录，勾选“我已阅读并同意《服务协议》和《隐私政策》”；
- ②点击加入会议，输入会议号，姓名填写为考生账号+姓名，会议号和密码、考生账号等信息以微信小程序“阿思丹国际理科测评”>我的报名>对应项目>信息查询中查到的为准；
- ③不勾选开启麦克风，勾选开启扬声器和开启视频，允许腾讯会议访问相机，不开启虚拟背景和美颜；
- ④输入会议密码，点击加入。





2. 监考设备要求：点击[链接](#)，查看摆放要求

(1) 请准备配备高清摄像头和麦克风的移动设备如手机、iPad 等，考试期间全程进入腾讯会议监考平台；



(2) 摆放要求：考试期间监考画面务必出现考生本人双手及胸部以上身体、答题的桌面、考试所用电脑的整个屏幕，不要逆光拍摄。考试桌面保持干净，清除任何与考试相关的书本等物品。规范图示如下；

(3) 手机务必取消自动息屏，手机在充电情况下永不息屏设置方式如下：

- IOS 设备：在设置 > 显示与亮度 > 自动锁定内，设置为“永不”；
- 安卓设备：需先开启“开发人员选项/开发者选项”，由于每个品牌机型的开发者选项操作步骤不同，请自行百度搜索本人手机品牌的开发者选项如何开启。开启开发者选项后，在开发者选项内，开启“不锁定屏幕（充电时屏幕不会休眠）”。



(4) 开启 WIFI, 保持 WIFI 网络畅通; 关闭除腾讯会议外的其他所有应用, 务必保证手机电量充足, 防止中途电话打入或其他软件干扰监考;

(5) 务必打开腾讯会议的**音频和视频**, 确保考试期间考生能听到监考老师发出的指令, 并让监考老师实时监控考生考试状态。

(6) 参会名称务必修改为考生账号+姓名, 例如“012345 张小明”。

(7) **手机监考设备要求正式考试与设备调试一致。**

二、 在线考试系统

1. 正式考试入口: <https://www.seedasdan.asia/en/jmc-en/>

2. 考试设备要求: **配备高清摄像头的台式电脑或笔记本电脑**

➤ 电脑配置: Windows 电脑: 内存: 8G, CPU 四核; MacOS 电脑: 推荐酷睿 i5, M1, M2CPU

➤ 电脑系统: Win10 及以上; Mac ios11 及以上

➤ 浏览器: 推荐最新版的 Google Chrome 浏览器 (谷歌浏览器)

➤ 网络带宽: 不低于 20Mbps, 建议使用 50Mbps 及以上的独立光纤网络

*由于网络问题导致学生无法正常考试而影响考试成绩, 项目组不接受此类申诉, 以考试系统提交的答案为准

3. 在线考试系统操作指南

点击链接查看: <http://attach.seedasdan.com/STEM/Instruction of Examination System.pdf>

第三部分：微信答疑服务

请各位考生/家长务必根据考生在读学校所属区域扫码添加 ASDAN 理科测评负责老师微信，老师将会在考试前和期间为家长进行答疑（考试期间请勿使用监考手机联系负责老师）。

<p>华北：</p> <p>北京、天津、黑龙江、吉林、辽宁、河北、内蒙古、山西、山东</p> 	<p>华东：</p> <p>上海、浙江、江苏</p> 
<p>华南：</p> <p>广东、广西、福建、海南、香港、澳门、台湾</p> 	<p>华西：</p> <p>重庆、四川、云南、陕西、甘肃、青海、西藏、宁夏、新疆</p> 
<p>华中：</p> <p>湖南、湖北、安徽、江西、贵州</p> 	<p>华中：</p> <p>河南</p> 

【更多项目资讯可关注阿思丹国际理科测评】



ASEEDER

北京：朝阳区北苑路安外北苑 2 号院

上海：宝山区三门路 561 号复旦软件园2楼2B05室

深圳：龙华区民康路 1970 科技小镇 4 栋 605

成都：武侯区科华北路 62 号力宝大厦北区 21 F

网站：www.seedasdan.asia

电话：400-9999-615

邮箱：science@seedasdan.asia



ASEEDER

ASEEDER STEM Challenges Guidance

Junior Mathematical Challenge (JMC)

Instructions

Enrich Your Learning for Future

Table of Contents

Part 1: Exam Instructions	1
I. Schedule	1
II. Examination Code of Conduct (please read carefully)	2
III. Important Notes	3
Part 2: Guidance for Use of Proctoring and Exam System	4
I. Tencent Meeting (VOOV) as a proctoring platform	4
II. Exam System	6
Part 3: Wechat Q&A Service	7

Part 1: Exam Instructions

I. Schedule

Preparation before the Formal Exam		
Time	To Do List	Website & QR code
18:00 Apr. 23 - 18:00 Apr. 26	<p>①Access your Exam Information (Log into the Wechat Mini Program “阿思丹国际理科测评”, click on【My registration】-Program -【Information Inquiry】, including important exam information: account number and password, Tencent Meeting (VOOV) meeting ID and password, etc)</p> <p>*The mock exam is consistent with the formal exam information</p>	
	<p>②Click this link and read the Permission Slip</p>	
18:00 Apr. 23 - 16:00 Apr. 26	<p>③Take the Online Mock Exam (Test on the same computer you will be taking)</p>	<p>Formal Exam: https://www.seedasdan.asia/en/jmc-en/ Click upper right corner button 【Exam Entrance】</p>
16:00 Apr. 26 - 16:30 Apr. 26	<p>④Preset Camera Position (Adjust the position of the proctoring device)</p>	<p>【Tencent Meeting】 Download (for China mainland): https://meeting.tencent.com/mobile/ 【VOOV】 Download (for other area): https://voovmeeting.com/mobile/</p>

Formal Exam (Apr. 26th)

Time	Items
16:00	Join the Tencent Meeting (VOOV), and Preset Camera Position
16:30	Log into the exam system, and enter the countdown interface
16:45	Verify Identity and Listen to the Exam Rules
17:00-18:00	Answering Time: 60 minutes

Inquire Score/Download Certificate: 6-8 weeks after the formal exam, log in to Wechat Mini Program “阿思丹国际理科测评”, 【Program】then click on the corresponding competition- 【Score Inquiry】 / 【Certificate Download】

II. Examination Code of Conduct (please read carefully)

To ensure justice and equity, the behaviors of all examinees will be caught automatically in the exam system, recorded in Tencent Meeting (VOOV) and in another screen recording application. Please strictly obey the examination code of conduct, and commonly maintain a fair environment of examination.

1. **According to the UKMT Committee, it is forbidden for anyone to discuss the problems and solutions through social platform, internet or chat software before 15:00 Apr. 27th.**

2. During the exam, it is required that the cameras of the proctoring device and exam system must be turned on throughout the examination. If you turn off video, exit proctoring without permission, disconnect from video for more than 5 minutes, intentionally blocking the camera, interfere with normal monitoring screen shooting, intentionally block your face, hands, desktop, or computer screen, whether discovered during the examination or afterwards, your result will be considered as invalid;

3. During the examination, if you change your body position or posture frequently or drastically, leave your seat without permission and go out of the monitoring range, whether discovered during the examination or afterwards, your result will be considered as invalid;

4. During the exam, it is required that you complete the exam independently in a quiet and undisturbed room as the recording will be on throughout the entire process. The exam environment is not allowed to be in public places, institution classrooms, or teachers' offices. If you hire others to participate in the exam in your stead, acquire guidance from others around, or communicate/speak with others, whether discovered during the examination or afterwards, your result will be considered as invalid;

5. During the exam, if you search any written or printed materials unless expressly permitted, whether discovered during the examination or afterwards, your result will be considered as invalid;

6. During the exam, if you search a mobile phone or any other mobile device, communicate with others by oral, electronic or written means, whether discovered during the examination or afterwards, your result will be considered as invalid;
7. During the exam, if you log in the exam system from different locations, abnormal IP addresses, or different devices at the same time, whether discovered during the examination or afterwards, your result will be considered as invalid;
8. During the exam, it is required that you must install ad-blocking plugins and close other websites and applications in advance, including Security Guard, Computer Manager and all kinds of communication software, especially software with screen casting function, software with screen live streaming function (e.g. LeCast), remote collaboration tools (e.g. Sunflower, Teamview), network proxy programs and VPN programs using overseas IPs and networks, etc. If there are pop-up windows or browser's translations, whether discovered during the examination or afterwards, your result will be considered as invalid;
9. Any action contrary to the spirit of regulations, whether discovered during the examination or afterwards, which may result in disqualification.

III. Important Notes

1. Answering: 25 multiple-choice questions, and full score is 135. Question 1-15 worth 5 points, question 16-25 worth 6 points, 0 points will be deducted for blank or incorrect answer. **Scores will be given by the answers submitted in exam system.** Only when you submit the answers satisfying the requirement will be given scores.

2. Items allowed and NOT allowed:

➤ **Items allowed to bring:**

- (1) ID card/passport/household register/student card;
- (2) 2B pencils, erasers, black or blue pens and blank or lined paper;
- (3) A paper dictionary.

➤ **Items NOT allowed to bring:**

- (1) Squared paper, calculators or measuring instruments;
- (2) Smart watches, mobile phones or other electronic equipment;
- (3) Any item except stationery allowed for the exam.

3. Important timestamp:

- Join in Tencent Meeting 1 hour before the exam and Preset Camera Position.
- Log in exam system 30 minutes before the beginning of exam;
- Exam will start on time;
- You **CANNOT** log in exam system after 15 minutes of beginning of exam;
- You are allowed to submit and exit exam system and Tencent Meeting (VOOV) **15 mins before the end of exam;**

When the time is up, the exam system will automatically end.

Part 2: Guidance for Use of Proctoring and Exam System

I. Tencent Meeting (VOOV) as a proctoring platform

1. Downloading and installing Tencent Meeting (VOOV) app:

In order to join the Tencent Meeting successfully, please download the latest version of the Tencent Meeting(VOOV) app. If you have already downloaded the app before, please update it.

(1) Download

- IOS devices: Open the APP Store, search for "Tencent Meeting," and click download;
- Android devices: Enter the application market, search for "Tencent Meeting," and click download. If it is not available in the application market, it can be downloaded through the official website.



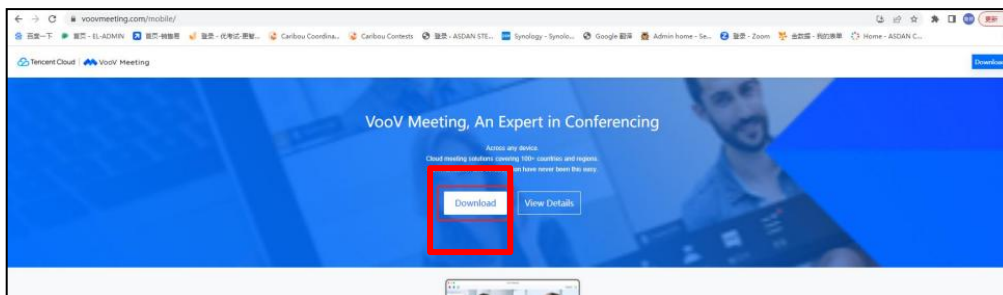
【IOS APP Store】



【Android application market】

Tencent Meeting Download (for China mainland): <https://meeting.tencent.com/mobile/>

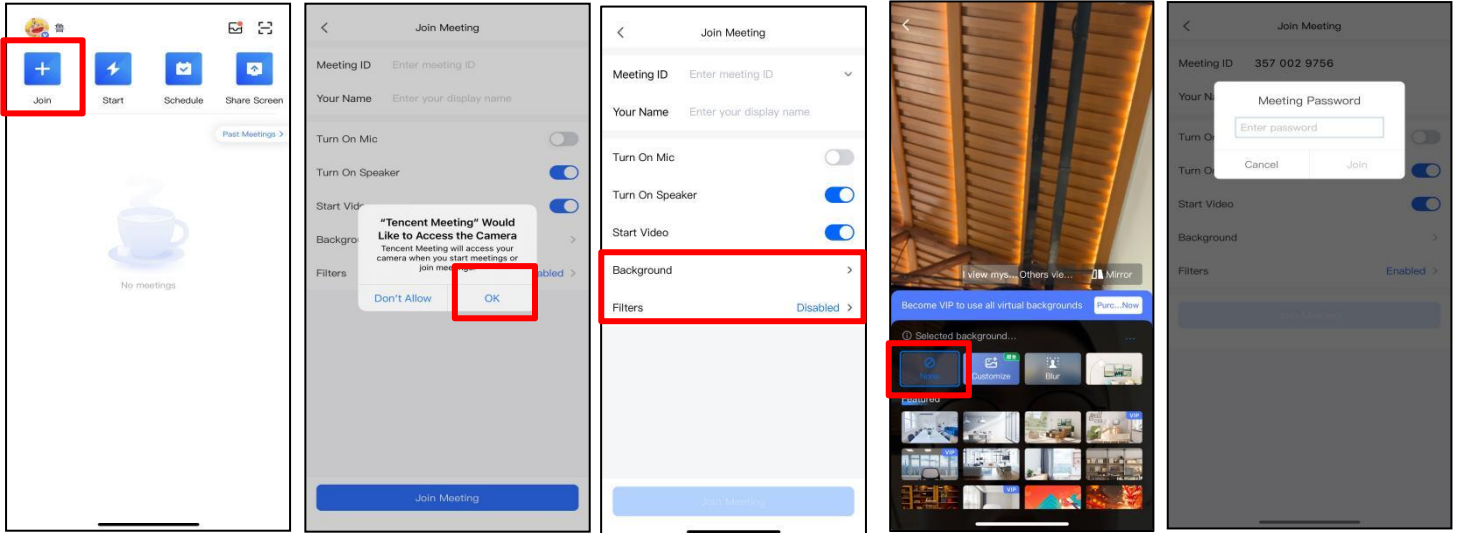
VOOV Download (for other area): <https://voovmeeting.com/mobile/>



(2) Join the meeting

- ① Log in with WeChat or mobile phone number, check "I have read and agree to Service Agreement and Privacy Policy";
- ② Click "Join", enter the meeting ID, and fill in the name as the account number + name. The meeting ID, password, account number, and other information should be based on the information in My Registration - corresponding project - Information Inquiry in the WeChat mini program "阿思丹国际理科测评";
- ③ **Turn on speaker and start video, allow Tencent Meeting to access the camera, do not turn on mic, and DO NOT open the virtual background;**
- ④ Enter the meeting password and click "Join."






2. Requirement of proctoring device:

(1) Please prepare mobile devices (such as mobile phone, iPad, etc.) equipped with cameras and microphones that can be used, and enter the proctoring platform during the exam (Tencent Meeting).

(2) Click on the [link](#) and view the requirement of examinees and proctoring device position .

During the exam, the upper body of the examinees, the entire computer screen for the exam, and the desk must be caught in . Do NOT shoot against the light. Remove any exam-related books and other items from the desk, as shown below;



(3) How to set your proctoring device to "Never" on Auto-Lock.

- IOS devices: Go to Settings > Display & Brightness > Auto Lock, and select "Never";
- Android devices: Android phones need to open "Developer Options" first. As the developer options for each brand differ, please do your own Baidu search on how to open the developer options for your phone brand. After opening the Developer Options, turn on "Do not lock the screen (screen will not sleep when charging)" in Developer Options.



(4) Turn on Wi-Fi and close other apps except for Tencent Meeting (VOOV). Ensure that your Mobile Phone is fully charged and the Wi-Fi network smooth. Phone calls or any other software that would interfere with proctoring during the exam are NOT allowed;

(5) Please join the audio and start the video.

(6) Screen name must be set as account number+name, for example, 012345 Sheldon Lee Cooper.

(7) The Requirements for the proctoring device are the same for [Preset Camera Position] session and the formal exam.

II. Exam System

1. Formal Exam link: <https://www.seedasdan.asia/en/jmc-en/>

2. Requirements for Examination Equipment: **Computer or Laptop with a working camera**

- Computer Configuration: Windows: 8G, quad-core CPU; MacOS: Core i5, M1, M2CPU are recommended
- Computer System: win10 or newer; Mac ios11 or newer
- Browser: the latest version of Google Chrome is recommended
- Network Bandwidth: no slower than 20Mbps; 50 Mbps is recommended







*The Organizing Committee does not accept any complaint resulting from the network, and the answers submitted in the exam system shall prevail.

3. Instruction of Online Exam System

<http://attach.seedasdan.com/STEM/Instruction of Examination System.pdf>

Part 3: Wechat Q&A Service

Candidates/parents should add ASDAN competition consultant according to the district of candidate's school as a friend to Wechat. The consultant will answer questions before and during the exam (do not contact with consultants on the proctoring phone during the exam).

<p>Northern China: Beijing, Tianjin, Heilongjiang, Jilin, Liaoning, Hebei, Inner Mongolia, Shanxi, Shandong.</p> 	<p>Eastern China: Shanghai, Zhejiang, Jiangsu</p> 
<p>Southern China: Guangdong, Guangxi, Fujian, Hainan, Hong Kong, Macau, Taiwan</p> 	<p>Western China: Chongqing, Sichuan, Yunnan, Shaanxi, Gansu, Qinghai, Tibet, Ningxia, Xinjiang</p> 
<p>Central China: Hunan, Hubei, Anhui, Jiangxi, Guizhou</p> 	<p>Central China: Henan</p> 

【Subscribe ASDAN STEM for More Information】



ASEEDER

Beijing: Anwai Beiyuan No.2 Courtyard, Chaoyang District

Shanghai: Room 2B05, Fudan Software Park, No. 561

Sanmen Road, Baoshan District

Shenzhen: 605 Building 4, 1970 Science & Technology
Park, Minkang Road, Longhua District

Chengdu: 21F, LIPPO TOWER No.62 North Kehua Road,
Wuhou District

Telephone: 400-9999-615

Website: www.seedasdan.asia

Email: science@seedasdan.asia



ASEEDER